

**Master  
Lock®**



# COMMERCIAL SECURITY PRODUCT CATALOG

CUSTOM BUILT | COMMERCIAL QUALITY | COMPLETE SECURITY

# MASTER LOCK® COMMERCIAL SECURITY

## ABOUT US

Recognized as the authentic, enduring name in padlocks and security products, Master Lock® has set the standard for quality and selection for more than 95 years.

### THE BROADEST LINE

Master Lock offers a full line of products for virtually any commercial, institutional and industrial security and safety application.

### SUPERIOR PRODUCT QUALITY

All Master Lock products are built with the unmatched strength and durability that you've come to know and trust. Each lock is individually tested to ensure years of trouble-free operation, dependable performance and peace of mind.

### CONTROLLED KEY SECURITY

Establish a safe, secure and convenient locking system – Master Lock stands alone among padlock suppliers in designing security into the padlock's cylinder and operating key, and providing key and installation database security management services as needed to assure the utmost in system integrity.

### UNMATCHED SALES SUPPORT

Service is available to you through our broad network of distributors as well as Master Lock's experienced sales organization.

### PERSONAL SERVICE

Our inside customer service group stands ready to provide assistance to your call.

### PROMPT DELIVERY

Direct from our stocking distributors, or alternatively, through one of Master Lock's ISO-9001 certified facilities, our stock product distribution center or special product 'Make-to-Order' factory.

You can trust Master Lock for the products, security, support and service you need.

For more information, call us today at 1-800-308-9244 (1-800-227-9599 in Canada), or visit our website at

**[www.masterlock.com](http://www.masterlock.com)**

## CONTENTS

Commercial Security Innovations	Page 3	General Security	Page 14
Padlock Keying Security	Page 4 – 5	Key-In-Knob and Interchangeable Core	Page 15
Master Lock® Vault Enterprise	Page 6 – 7	Locker Locks	Page 16 – 18
Commercial Magnum®	Page 8	Safety Lockout	Page 19 – 20
ProSeries® High Security	Page 9	Flexible Security	Page 21
ProSeries® All Weather	Page 10	Hasps	Page 22
ProSeries® Resettables	Page 11	Fleet Security	Page 23
General Security Rekeyables	Page 12	Key Security and Specialty	Page 24
General Security Non-Rekeyables	Page 13		

# COMMERCIAL SECURITY INNOVATIONS

## MASTER LOCK® VAULT ENTERPRISE

**ADVANCED SECURITY AND ACCESS-MANAGEMENT SYSTEM**

See pages 6 and 7



## COMMERCIAL MAGNUM® PADLOCKS

**STRONGER DEFENSE AGAINST THE ELEMENTS**

See page 8



## RESETTABLE COMBINATION PADLOCKS

**HEAVY-DUTY COMBINATION DIAL SECURITY**

See pages 11 and 14



## LOCKER LOCKS

**ELEVATE THE LOCKER ROOM EXPERIENCE**

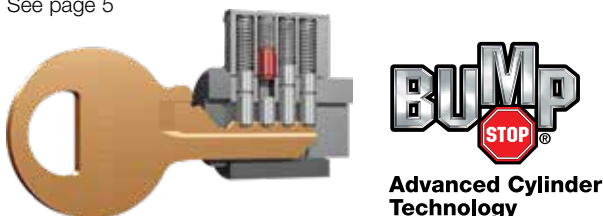
See page 16



## BUMPSTOP® ADVANCED CYLINDER TECHNOLOGY

**LOCK BUMPING SOLUTION**

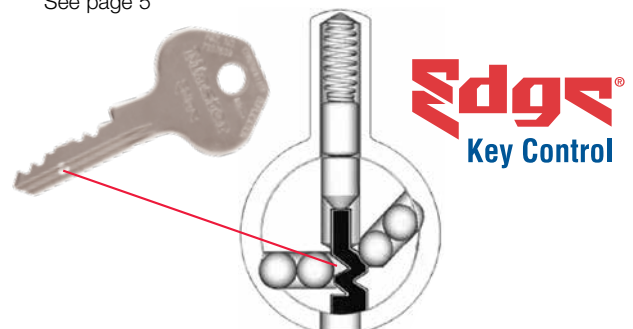
See page 5



## EDGE® KEY CONTROL

**ELIMINATES UNAUTHORIZED KEY DUPLICATION**

See page 5



# PADLOCK KEYING SECURITY

## ESTABLISHING A SAFE, SECURE AND CONVENIENT LOCKING SYSTEM

### Keying Security is Equally Important to Physical Security in Commercial Security Applications

Keying security includes the security designed into the padlock's cylinder and operating key, and the way in which the product is supplied to the marketplace. Master Lock stands alone among padlock suppliers in both categories of keying security:

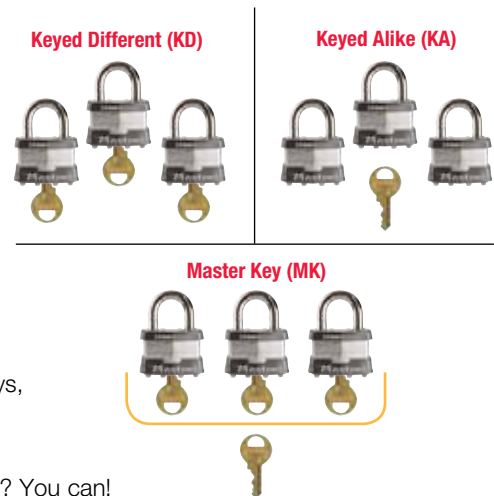
- Master Lock provides the largest range of tight-tolerance cylinders and keys that vastly eliminate unwanted key interchange. This helps to ensure one employee's key will not be able to inadvertently open a second lock.
- Master Lock offers key control services, and charted and reserved systems, all of which assure that your company's padlocking system maintains the utmost in key integrity, even as you reorder padlocks. This means that additional padlocks ordered can all be specified to operate by distinct keys, if that is your requirement.



### Establishing an Optimal Padlock Security System

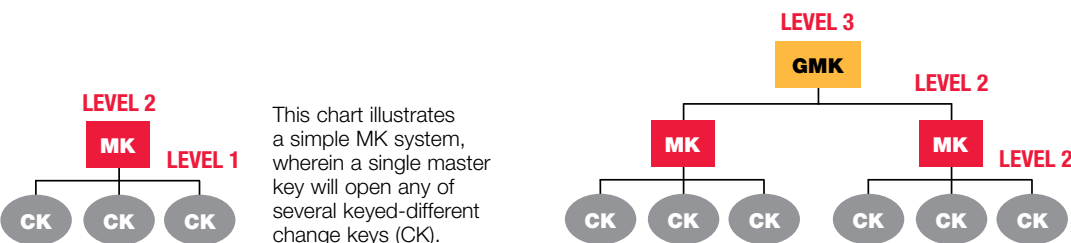
#### Evaluate Your Present & Future Needs:

- Do you want each padlock to have a different operating key? Specify keyed different (KD) padlocks.
- Do you want groups of padlocks to be opened by a single key? If so, order keyed alike (KA) padlocks. For example, it is often desirable for each employee to have their own set of keyed-alike locks.
- Do you want a supervisor to be able to open a range of keyed-different padlocks? Order master keyed (MK) locks. See "Master Keying" section for more information.
- How many padlocks will you need? If you require thousands of distinct operating keys, with no repeats, you will want to specify a Master Lock commercial security padlock with a 5-pin or 6-pin cylinder. See "Key System Capacity" for more information.
- Do you want your padlock to be opened by the same key that opens your door lock? You can!



### Master Keying

Master keyed (MK) locks have to be ordered as such initially. Locks are not automatically pre-set so that a master key can later operate them. When you initiate a master-keyed lock system, you should also identify how large and complex the system might eventually become.




This chart illustrates a simple MK system, wherein a single master key will open any of several keyed-different change keys (CK).

Many MK systems provide additional levels of control, as diagrammed here. The level 3 grand master key (GMK), held by the security director, would open all locks throughout the system.

## Lock Bumping Solution

Lock bumping has become a recognized method of violating most in-line pin tumbler cylinders. In response, The Master Lock Company stepped forward to create a revolutionary new lock cylinder that provides excellent protection against lock bumping, as established in the ASTM Standard F883-09. Our BumpStop® solution employs an innovative, patent-pending design which utilizes a unique reverse-rake tapered driver pin, high-performance springs, and precision-tolerance chambers. During a bump attempt, this solution prevents the transfer of force from the bump key to the pins and blocks rotation of the cylinder – so the lock stays locked. This feature is available in a broad range of Master Lock padlocks and door hardware and can be ordered by adding an “N” to the product number. Example: 6121N (vs. 6121), 3N (vs. 3).



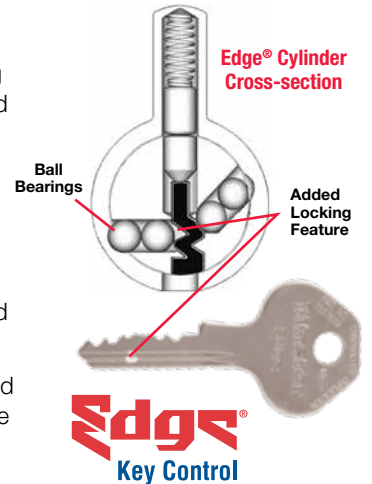
## Key Control Options

The patented Edge® Key Control System provides absolute key control, eliminating the risk of unauthorized key duplication. The innovative and exclusive cylinder design has an additional locking feature to increase security. Edge® is available in the full range of Master Lock commercial laminated and ProSeries® padlocks.

**Restricted Keyways** Key blanks are not sold. Cut keys are only available from the factory for charted systems. Master Lock maintains restricted key systems specifically for safety lockout padlocks, where safeguarding employees is the absolute priority.


**Reserved Keyways** The factory limits key blank distribution to specific customers. Cut keys are not readily available. Master Lock offers reserved key systems (RSV) for its complete ProSeries® and laminated product lines for commercial applications.

**Charting Services** Master Lock will keep a complete record of the progressive key codes assigned and manufactured into a customer’s padlocks for each order. Request this special service to receive a Commercial User ID number to reference on all subsequent orders. Any order submitted with the Commercial User ID will be manufactured to comply with the facility’s key system requirements.



## Matching Your Security Door Lock Keys

The versatile ProSeries® line can also be ordered to operate with the same keys used in your current door security system. This can greatly increase convenience (fewer keys to carry) and security (padlocks operate with the same high-security, controlled keys). ProSeries® can integrate with door security systems from Schlage®, Yale®, Kwikset®, Corbin®, Weiser®, Sargent®, Russwin® and Weslock®; even interchangeable core keyways by Best®, Arrow™ and Falcon®...many popular keyways available!



## Key System Capacity

All cylinders have limits to the number of change keys that can be provided. Be aware that whenever KD padlocks are supplied from open stock, the possibility exists that two or more locks provided will have the same operating key. This possibility of overlap increases as additional non-charted (see Charting Service) stock orders are received. It is important to know the key change limits of the padlocks you are considering for your security system. If the supplier does not, or can not, provide this information, the integrity of your keying system may be suspect.

## Consulting & Support

Master Lock’s customer service staff and field sales representatives are qualified and ready to help you establish a safe and convenient padlock security system for your company. Call or visit the Master Lock website to get started on the path to effective keying security.

This chart identifies the change key ranges of standard BumpStop® technology padlock cylinders.

PADLOCK SERIES	MODEL NUMBERS	# OF KEY CHANGES IN KD SYSTEM	# OF KEY CHANGES IN MK SYSTEM
Edge® 6 Pin	WP6 in Master Lock	90,000	6,000
Edge® 4 Pin	WP4 in Master Lock	1,200	140
ProSeries® 6 Pin	6100's, 6300's, 6800's, 7000's	90,000	10,100
ProSeries® 5 Pin	6100's, 6300's, 6800's, 7000's	14,200	1,300
Safety Lockout	410, 406, 411, S30, S6835	40,000	140
5 Pin Laminated Pin Tumbler	21, 31, 81 & others	14,200	1,300
4 Pin Laminated Pin Tumbler	1, 2, 3, 4, 5, 6 & others	1,200	248
Small 4 Pin Laminated Pin Tumbler	7, 8 & others	800	160

Quantities listed in the last two columns are actual quantities of keys available. Mathematically there are many more keys that can be calculated but may have been eliminated because they are undesirable or create a mechanical limitation. For additional models and key change information, contact Master Lock Company Customer Care.

# MASTER LOCK® VAULT ENTERPRISE

## ADVANCED SECURITY AND ACCESS MANAGEMENT SYSTEM

The Master Lock Vault Enterprise software and suite of *Bluetooth*® enabled hardware provide business users who manage many locks and many users with a convenient way to control access, manage assets and improve accountability. This proven security innovation eliminates the cost, security risk and complexity of physical keys.



### Innovative Features

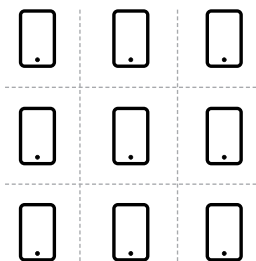
- Efficiently manage access to ensure the right users have the right access
- Simplify security set-up with bulk user uploads and fast lock scanning for registration
- Automatically map lock and lock box locations via smartphone
- Easily monitor access with robust data and audit trails
- Assured back-up entry method using manual, directional or numeric code on hardware
- Leverage the security of 256-bit, military-grade encryption



## FLEXIBLE ASSET MANAGEMENT

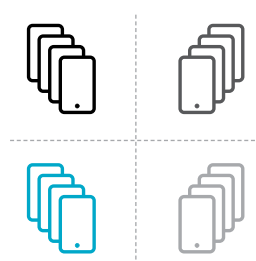
Whether it's one lock or thousands, Master Lock Vault Enterprise provides businesses with unmatched security, simplicity and accountability.

### INDIVIDUAL



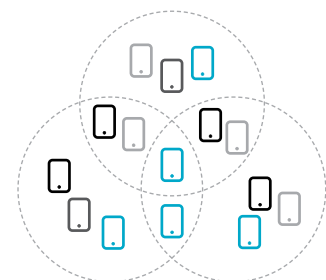
Share permanent or temporary access with our app that turns smartphones into smart keys.

### GROUP



Easily assign users and devices to unique access groups, on demand.

### CUSTOMIZED



Enjoy system-wide customization, including the ability to overlay groups for efficient access management.

Learn more at [masterlock.com/solutions/vault](https://masterlock.com/solutions/vault)

# AROUND THE CLOCK ACCESS

Integrated into the suite of Bluetooth enabled products, the easy-to-use Master Lock Vault Enterprise app eliminates the need for physical keys and key management, lowering costs and enhancing security. Users view detailed lock-use history, including unlock, open and relock activity.



GRANT ACCESS >



BY TIME



BY DATE



BY USER



BY GROUP

# BLUETOOTH ENABLED PRODUCTS

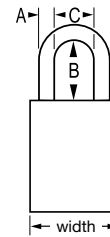
The Master Lock Vault Enterprise suite of Bluetooth enabled products can be mixed and matched to fit application needs.

## Bluetooth Padlocks

- Durable, reliable padlocks that feature anti-shim technology for maximum security
- No keys to use
- No combinations to forget
- No unauthorized key duplication



MASTER LOCK MODEL#	DESCRIPTION	VERTICAL SHACKLE CLEARANCE (B)
4400ENT	Indoor Use, 1-29/32in (47mm) body. Shackle Dim.: A: 9/32in (7mm) C: 13/16in (20mm)	7/8in (22mm)
4401LHENT	Outdoor Use, 1-3/4in (44mm) body. Shackle Dim.: A: 11/32in (9mm) C: 15/16in (23mm)	2in (51mm)

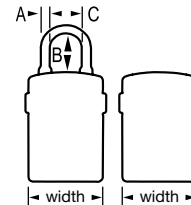


## Bluetooth Lock Boxes

- Strong, weather-resistant lock boxes have a large storage capacity for keys and key cards
- No long-term contracts
- No monthly fees
- No shared access fees



MASTER LOCK MODEL#	DESCRIPTION	VERTICAL SHACKLE CLEARANCE (B)
5440ENT	Electronic portable lock box, 2-3/16in body. Shackle Dim.: A: 13/32in (10mm) C: 1-13/32in (36mm)	1-13/16in (46mm)
5441ENT	Electronic wall mount lock box, 2-3/16in body.	NA

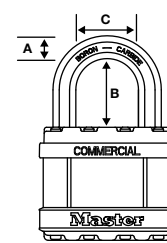


## COMMERCIAL MAGNUM® PADLOCKS

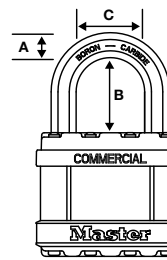
# MAGNUM®

Commercial Magnum® offers a stainless-steel-encased, laminated steel body, which provides weatherability and security for applications in outdoor, corrosive and caustic environments. The dual-ball bearing locking mechanism has maximum resistance against prying and hammering. A chrome-plated, boron-carbide octagonal shackle impedes cutting and sawing.

MASTER LOCK MODEL #	DESCRIPTION	VERTICAL SHACKLE CLEARANCE (B)
M1STS	1-3/4in (44mm) wide, A = 5/16in (8mm), C = 13/16in (21mm)	1in (25mm)
M1LFSTS	1-3/4in (44mm) wide, 1-1/2in (38mm) Shackle, A = 5/16in (8mm), C = 13/16in (21mm)	1-1/2in (38mm)
M1LJSTS	1-3/4in (44mm) wide, 2-1/2in (64mm) Shackle, A = 5/16in (8mm), C = 13/16in (21mm)	2-1/2in (64mm)
M1KASTS	1-3/4in (44mm) wide, A = 5/16in (8mm), C = 13/16in (21mm), Keyed Alike	1in (25mm)
M1KALFSTS	1-3/4in (44mm) wide, 1-1/2in (38mm) Shackle, A = 5/16in (8mm), C = 13/16in (21mm), Keyed Alike	1-1/2in (38mm)
M1KALJSTS	1-3/4in (44mm) wide, 2-1/2in (64mm) Shackle, A = 5/16in (8mm), C = 13/16in (21mm), Keyed Alike	2-1/2in (64mm)
M5STS	2in (51mm) wide, A = 3/8in (10mm), C = 15/16in (24mm)	1in (25mm)
M5LFSTS	2in (51mm) wide, 1-1/2in (38mm) Shackle, A = 3/8in (10mm), C = 15/16in (24mm)	1-1/2in (38mm)
M5LJSTS	2in (51mm) wide, 2-1/2in (64mm) Shackle, A = 3/8in (10mm), C = 15/16in (24mm)	2-1/2in (64mm)
M5KASTS	2in (51mm) wide, A = 3/8in (10mm), C = 15/16in (24mm), Keyed Alike	1in (25mm)
M5KALFSTS	2in (51mm) wide, 1-1/2in (38mm) Shackle, A = 3/8in (10mm), C = 15/16in (24mm), Keyed Alike	1-1/2in (38mm)
M5KALJSTS	2in Wide (51mm) Commercial Magnum, 2-1/2in (64mm) Shackle, Keyed Alike	2-1/2in (64mm)



**M1KASTS**



**M5KALJSTS**




Octagonal boron-carbide shackle is 50% harder than hardened steel

Chrome-plated shackle for excellent rust resistance

Stainless steel body cover for exceptional weatherability

Superior pry resistance with dual-ball bearing locking



- Key to match existing 4-pin W1 systems
- Edge® Key Control available



# PROSERIES® HIGH SECURITY

## PROSERIES® HIGH-SECURITY PADLOCKS

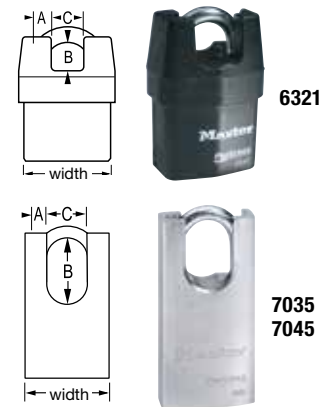
- Greatest physical security available:
  - Heavy steel bodies
  - Hardened steel and boron-alloy shackles for superior cut resistance
  - Dual deadbolt locking for extreme resistance to prying
- Rekeyable – replaceable cylinder and shackle
- High key security:
  - 5-pin tumbler ProSeries® cylinders provide tens of thousands of key changes
  - Special spool pins are virtually impossible to pick

### Solid Iron Shroud

- Greatest security against bolt cutters
- Proprietary rustproofing for longer life
- Defeats attempts to pry and cut

MASTER LOCK MODEL#	DESCRIPTION	VERTICAL SHACKLE CLEARANCE (B)
6321	2-1/8in (54mm) w. Body. Shackle Dim.: A: 5/16in (8mm) C: 7/8in (22mm)	3/4in (19mm)
6325	2-3/8in (60mm) w. Body. Shackle Dim.: A: 3/8in (10mm) C: 7/8in (22mm)	3/4in (19mm)
6327	2-5/8in (67mm) w. Body. Shackle Dim.: A: 7/16in (11mm) C: 7/8in (22mm)	3/4in (19mm)

<b>KEYING OPTIONS:</b>	KD-Keyed Different (default option), KA-Keyed Alike, MK-Master Keyed, N-BumpStop® Advanced Cylinder Technology, WP4-Edge® Key Control 4-pin and WP6-Edge® Key Control 6-pin cylinders
------------------------	---




### Solid Steel

- Outstanding protection against physical attacks
- Chrome rustproofing provides longer life
- Shrouded & hidden shackle models defy bolt cutters and prying

MASTER LOCK MODEL#	DESCRIPTION	VERTICAL SHACKLE CLEARANCE (B)
7030	1-9/16in (40mm) w. Body. Shackle Dim.: A: 1/4in (6mm) C: 25/32in (20mm)	1-1/16in (27mm)
7035	1-9/16in (40mm) w. Body, Shrouded. Shackle Dim.: A: 1/4in (6mm) C: 25/32in (20mm)	1-1/16in (27mm)
7040	1-3/4in (44mm) w. Body. Shackle Dim.: A: 5/16in (8mm) C: 29/32in (23mm)	1-3/16in (30mm)
7045	1-3/4in (44mm) w. Body, Shrouded. Shackle Dim.: A: 5/16in (8mm) C: 29/32in (23mm)	1-3/16in (30mm)
7050	2in (51mm) w. Body. Shackle Dim.: A: 3/8in (10mm) C: 29/32in (23mm)	1-1/2in (38mm)
6230	2-1/2in (63mm) w. Body. Shackle Dim.: A: 7/16in (11mm) C: 7/8in (22mm)	1-1/8in (29mm)
6271	2-7/8in (73mm) w. Reinforced Die Cast Body. Hidden 3/8in (10mm) Diameter Shackle: Stepped Back	n/a
770	9in (23mm) w. x 4-1/2in (11.4cm) High Solid Steel Hasp. Use With 6270 and 6271 Locks	n/a

<b>KEYING OPTIONS:</b>	KD-Keyed Different (default option), KA-Keyed Alike, MK-Master Keyed, N-BumpStop® Advanced Cylinder Technology, WP4-Edge® Key Control 4-pin and WP6-Edge® Key Control 6-pin cylinders
------------------------	---


<b>SHACKLE OPTIONS:</b>	LF = 1-9/16in (40mm) – Lock Model 7030 LH = 2in (51mm) – Lock Model 6230 LJ = 2-1/2in (63mm) – Lock Models 7040, 7050 LT = 3in (72mm) – Lock Model 7030
-------------------------	--



# PROSERIES® ALL WEATHER

## PROSERIES® ALL-WEATHER PADLOCKS

- For extreme conditions and corrosive environments
- Hardened steel and boron-alloy shackles for superior cut resistance
- Dual deadbolt locking for extreme resistance to prying
- High key security:
  - 5-pin tumbler ProSeries® cylinders provide tens of thousands of key changes
  - Special spool pins are virtually impossible to pick
- Rekeyable – replaceable cylinder and shackle



### Weather Tough®

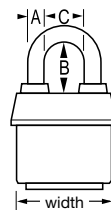
- Exclusive cover protects lock from water, ice, dirt and grime
- Heavy steel bodies withstand physical attacks
- Keyway cover keeps out dust and dirt

MASTER LOCK MODEL#	DESCRIPTION	VERTICAL SHACKLE CLEARANCE (B)
6121	2-1/8in (54mm) w. Body. Shackle Dim.: A: 5/16in (8mm) C: 7/8in (22mm)	1-1/8in (29mm)
6125	2-3/8in (61mm) w. Body. Shackle Dim.: A: 3/8in (10mm) C: 7/8in (22mm)	1-3/8in (35mm)
6127	2-5/8in (67mm) w. Body. Shackle Dim.: A: 7/16in (11mm) C: 7/8in (22mm)	1-3/8in (35mm)

<b>KEYING OPTIONS:</b>	KD-Keyed Different (default option), KA-Keyed Alike, MK-Master Keyed, N-BumpStop® Advanced Cylinder Technology, WP4-Edge® Key Control 4-pin and WP6-Edge® Key Control 6-pin cylinders
------------------------	---

<b>SHACKLE OPTIONS:</b>	LH = 2in (51mm) – Lock Model 6127 LJ = 2-1/2in (63mm) – Lock Models 6121, 6125, 6127 LF = 1-1/2in (39mm) – Lock Model 6121
-------------------------	--

<b>COLOR OPTIONS:</b>	Lock Model 6121 now available in 6 vibrant colors. Add Desired Color Suffix: RED, ORJ, YLW, GRN, BLU, WHT
-----------------------	--



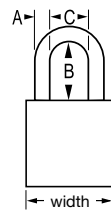
### Solid Brass

- Solid brass body provides extra corrosion resistance
  - Optional brass shackles available for 100% corrosion resistance

MASTER LOCK MODEL#	DESCRIPTION	VERTICAL SHACKLE CLEARANCE (B)
6830	1-9/16in (40mm) w. Body. Shackle Dim.: A: 1/4in (6mm) C: 25/32in (20mm)	1-1/16in (27mm)
6840	1-3/4in (44mm) w. Body. Shackle Dim.: A: 5/16in (8mm) C: 29/32in (23mm)	1-3/16in (30mm)
6850	2in (51mm) w. Body. Shackle Dim.: A: 3/8in (10mm) C: 29/32in (23mm)	1-1/2in (38mm)

<b>KEYING OPTIONS:</b>	KD-Keyed Different (default option), KA-Keyed Alike, MK-Master Keyed, N-BumpStop® Advanced Cylinder Technology, WP4-Edge® Key Control 4-pin and WP6-Edge® Key Control 6-pin cylinders
------------------------	---

<b>SHACKLE OPTIONS:</b>	LF = 1-9/16in (40mm) – Lock Model 6830 LJ = 2-1/2in (63mm) – Lock Models 6840, 6850 LT = 3in (72mm) – Lock Models 6830
-------------------------	--

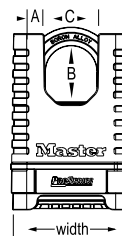


# PROSERIES® RESETTABLES

## PROSERIES® RESETTABLE COMBINATION PADLOCKS

- Octagonal boron-carbide shackle for superior cut resistance
- Dead locking mechanism protects against prying, shimming and rap attacks
- Shackle seal and dial dust cover protect internal components and dials for trouble-free operation
- Durable brass, stainless or die-cast bodies withstand the elements
- Stainless-steel shackle available for ultimate corrosion resistance
- Set-your-own 4-digit combination dial with 10,000 possible combinations

MASTER LOCK MODEL#	DESCRIPTION	VERTICAL SHACKLE CLEARANCE (B)
1174	2-1/4in (57mm) w. stainless steel body. Stainless Steel Shackle Dim.: A: 5/16in (8mm) C: 1in (25mm)	1-1/16in (28mm)
1175	2-1/4in (57mm) w. brass body. Shackle Dim.: A: 3/8in (10mm) C: 15/16in (24mm)	1-1/16in (28mm)
1177	2-1/4in (57mm) w. shrouded brass body. Shackle Dim.: A: 3/8in (10mm) C: 15/16in (24mm)	1-1/16in (28mm)
1178	2-1/4in (57mm) w. diecast body. Shackle Dim.: A: 3/8in (10mm) C: 15/16in (24mm)	1-1/16in (28mm)
<b>1175 SHACKLE OPTIONS:</b>	LH = 2-1/16in (53mm) LHRS = 2-1/16in (53mm) Round A: 5/16in (8mm) LHSS = 2-1/16in (53mm) Round, Stainless Steel A: 5/16in (8mm) RS = 1-1/16in (28mm) Round A: 5/16in (8mm)	



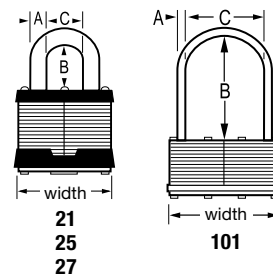
# GENERAL SECURITY REKEYABLES

## GENERAL SECURITY REKEYABLE PADLOCKS

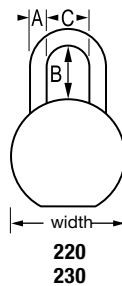
- A rekeyable padlock allows you to quickly remove an old cylinder and either change the pins or replace it
- 5-pin cylinder standard for all rekeyable padlocks
- Double ball-bearing locking mechanisms provide extra pry resistance
- Save money and replace cylinders instead of locks
- Rekeying kit contains an extensive assortment of the most frequently used components to replace or rekey cylinders, including ProSeries® locks
- Extra reach lock (no. 101) is ideal for wide-span applications, like commercial refrigerators



MASTER LOCK MODEL #	LAMINATED STEEL DESCRIPTION	VERTICAL SHACKLE CLEARANCE (B)
21	1-3/4in (44mm) w. Body. Shackle Dim.: A: 5/16in (8mm) C: 3/4in (19mm)	15/16in (24mm)
25	2in (51mm) w. Body. Shackle Dim.: A: 3/8in (10mm) C: 15/16in (24mm)	1in (25mm)
101	3-1/4in (83mm) w. Body. Shackle Dim.: A: 5/16in (8mm) C: 2-1/4in (57mm)	3in (76mm)



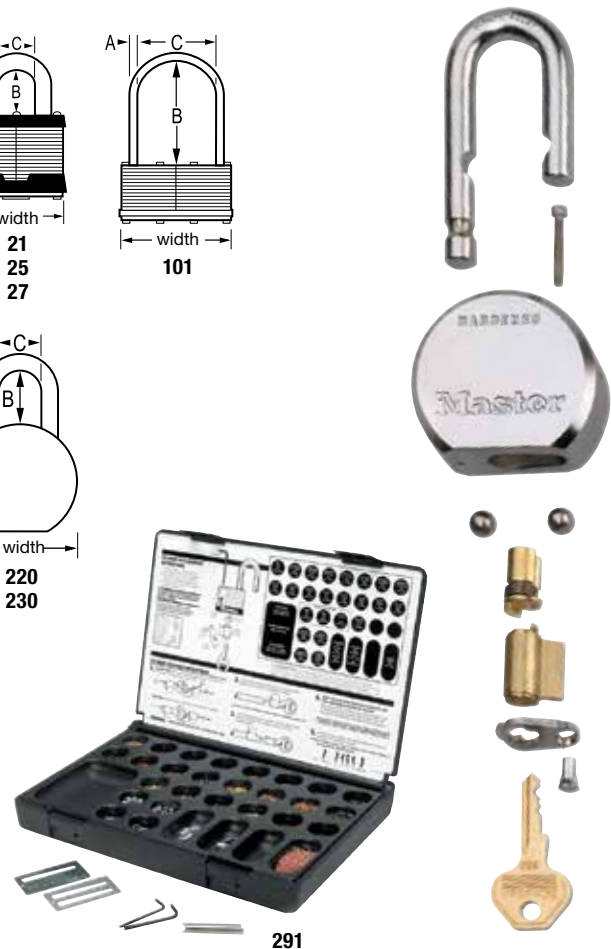
MASTER LOCK MODEL #	SOLID ZINC, DIE-CAST DESCRIPTION	VERTICAL SHACKLE CLEARANCE (B)
220	2in (51mm) w. Body. Shackle Dim.: A: 7/16in (11mm) C: 3/4in (19mm)	1in (25mm)
230	2-1/2in (63mm) w. Body. Shackle Dim.: A: 7/16in (11mm) C: 15/16in (24mm)	1in (25mm)



<b>KEYING OPTIONS:</b>	KD-Keyed Different (default option), KA-Keyed Alike, MK-Master Keyed, N-BumpStop® Advanced Cylinder Technology, WP4-Edge® Key Control 4-pin cylinder
------------------------	--

<b>SHACKLE OPTIONS:</b>	LF = 1-1/2in (38mm) – Lock Model 21 LH = 2in (51mm) – Lock Models 220, 230 LJ = 2-1/2in (63mm) – Lock Model 21
-------------------------	--

291	Pin Tumbler Rekeying Parts Kit	n/a
-----	--------------------------------	-----



# GENERAL SECURITY NON-REKEYABLES

## GENERAL SECURITY NON-REKEYABLE PADLOCKS

- Reinforced laminated lock bodies
- Double ball-bearing locking mechanisms provide extra pry resistance (1-1/8in (28mm) bodies are single locking)

### Laminated Steel

- For perimeter and storefront gates, tool cribs, construction equipment, vending and truck doors, general use
- Hardened-steel and alloy shackles for extra cut resistance (1-1/8in (28mm) body shackles are not hardened)
- Proprietary rustproofing for longer life
- Full range of sizes to best secure your applications



MASTER LOCK MODEL#	DESCRIPTION	VERTICAL SHACKLE CLEARANCE (B)
7	1-1/8in (28mm) w. Body. Shackle Dim.: A: 3/16in (5mm) C: 1/2in (13mm)	9/16in (14mm)
3	1-9/16in (40mm) w. Body. Shackle Dim.: A: 9/32in (7mm) C: 5/8in (16mm)	3/4in (19mm)
1	1-3/4in (44mm) w. Body. Shackle Dim.: A: 5/16in (8mm) C: 3/4in (19mm)	15/16in (24mm)
5	2in (51mm) w. Body. Shackle Dim.: A: 3/8in (10mm) C: 15/16in (24mm)	1in (25mm)


<b>KEYING OPTIONS:</b>	KD-Keyed Different (default option), KA-Keyed Alike, MK-Master Keyed, N-BumpStop® Advanced Cylinder Technology, WP4-Edge® Key Control 4-pin cylinder
------------------------	--

<b>SHACKLE OPTIONS:</b>	LF = 1-1/2in (38mm) – Lock Models 7, 3, 1, 5 LH = 2in (51mm) – Lock Models 3, 17, 15 LJ = 2-1/2in (63mm) – Lock Models 7, 1, 5 LN = 5-3/4in (15cm) – Lock Model 1
-------------------------	--

- Pin tumbler key security: 4 and 5-pin cylinders
- Master keyed and reserved systems available
- Thousands of key changes

### Laminated Brass

- Excellent for outdoor use and marine environments
- Brass bodies and cylinders provide excellent corrosion resistance
- Available brass shackles for maximum corrosion resistance
- Hardened chrome-plated steel shackles for extra cut resistance



MASTER LOCK MODEL#	DESCRIPTION	VERTICAL SHACKLE CLEARANCE (B)
8	1-1/8in (28mm) w. Body. Shackle Dim.: A: 3/16in (5mm) C: 1/2in (13mm)	9/16in (14mm)
4	1-9/16in (40mm) w. Body. Shackle Dim.: A: 9/32in (7mm) C: 5/8in (16mm)	3/4in (19mm)
2	1-3/4in (44mm) w. Body. Shackle Dim.: A: 5/16in (8mm) C: 3/4in (19mm)	15/16in (24mm)
6	2in (51mm) w. Body. Shackle Dim.: A: 3/8in (10mm) C: 15/16in (24mm)	1in (25mm)

<b>KEYING OPTIONS:</b>	KD-Keyed Different (default option), KA-Keyed Alike, MK-Master Keyed, N-BumpStop® Advanced Cylinder Technology, WP4-Edge® Key Control 4-pin cylinder
------------------------	--

<b>SHACKLE OPTIONS:</b>	LF = 1-1/2in (38mm) – Lock Models 8, 4, 2, 6 LH = 2in (51mm) – Lock Models 4 LJ = 2-1/2in (63mm) – Lock Models 8, 2, 6 B = Brass Shackle – Lock Models 8, 4, 2, 6
-------------------------	--



# GENERAL SECURITY

## Resettable Combination

- Use combination reset feature to restrict/change allowed access
- 4-digit direct-dial operation – reset to any of 10,000 combinations (Nos. 878 & 975 require no reset tool)
- Heavy hardened shackle provides high resistance to cutting and prying
- Solid case for strength and weatherability
- No. 176 with key override feature for supervisory access
- No. 878 & 975 feature dead-locking mechanism to protect against prying, shimmying and rap attacks

MASTER LOCK MODEL #	DESCRIPTION	VERTICAL SHACKLE CLEARANCE (B)
175	2in (51mm) w. Solid Brass Case. Shackle Dim.: A: 5/16in (8mm) C: 1in (25mm)	1in (25mm)
175DWD	175 w/4-Digit Letter Combination Padlock	1in (25mm)
176	Key Override, 2in (51mm) w. Solid Brass Case. Shackle Dim.: A: 5/16in (8mm) C: 1in (25mm)	7/8in (22mm)
178BLK	Die-Cast Black, 2in (51mm) w. Solid Brass Case. Shackle Dim.: A: 5/16in (8mm) C: 1in (25mm)	1in (25mm)
878	Powder Coated Black, 2in (51mm) w. Solid Zinc Case. Shackle Dim.: A: 5/16in (8mm) C: 1in (25mm)	1in (25mm)
975	2in (51mm) w. Solid Brass Case. Shackle Dim.: A: 5/16in (8mm) C: 1in (25mm)	1in (25mm)

**SHACKLE OPTIONS:** LH = 2in (51mm) – Lock Model 975; 2-1/4in (57mm) – Lock Models 175, 176

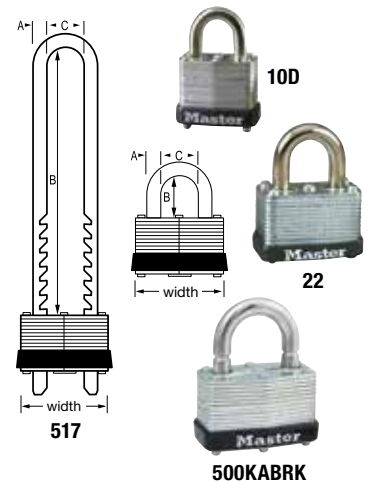


## Economy Steel

- For applications requiring basic tamper resistance: well covers, dumpsters and low-valued property
- Laminated steel body withstands physical abuse
- Rustproofed for extended wear
- Warded locking mechanism minimizes binding from dirt and grime
- Nos. 510D and 517D feature removable adjustable shackles

MASTER LOCK MODEL #	DESCRIPTION	VERTICAL SHACKLE CLEARANCE (B)
10D	1in (25mm) w. Body. Shackle Dim.: A: 5/32in (4mm) C: 13/32in (10mm)	7/16in (11mm)
105D	1-1/8in (28mm) w. Body. Shackle Dim.: A: 3/16in (5mm) C: 1/2in (13mm)	1/2in (13mm)
22	1-1/2in (38mm) w. Body. Shackle Dim.: A: 1/4in (6mm) C: 9/16in (14mm)	5/8in (16mm)
500	1-3/4in (44mm) w. Body. Shackle Dim.: A: 9/32in (7mm) C: 13/16in (21mm)	13/16in (21mm)
500KABRK	1-3/4in (44mm) w. Body. Shackle Dim.: A: 9/32in (7mm) C: 13/16in (21mm) Breakaway Shackle	
510D	1-3/4in (44mm) w. Body. Shackle Dim.: A: 9/32in (7mm) C: 13/16in (21mm)	5/8in – 2in (16mm-51mm)
517D	1-3/4in (44mm) w. Body. Shackle Dim.: A: 9/32in (7mm) C: 13/16in (21mm)	2-3/4in – 5-3/8in (7cm – 14cm)

**SHACKLE OPTIONS:** LF = 1-1/2in (38mm) – Lock Model 22



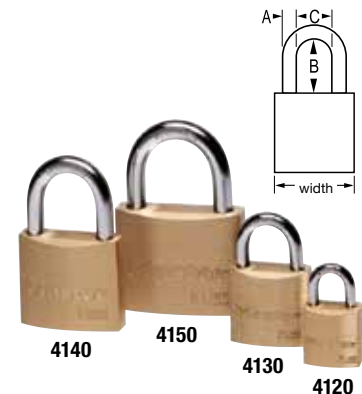
## Economy Brass Series

- Brass bodies and cylinders provide extra corrosion resistance
- Pin-tumbler cylinders provide greater pick resistance

MASTER LOCK MODEL #	DESCRIPTION	VERTICAL SHACKLE CLEARANCE (B)
4120	3/4in (19mm) w. Body. Shackle Dim.: A: 5/32in (4mm) C: 3/8in (10mm)	7/16in (11mm)
4130	1-1/8in (28mm) w. Body. Shackle Dim.: A: 3/16in (5mm) C: 9/16in (14mm)	9/16in (14mm)
4140	1-1/2in (38mm) w. Body. Shackle Dim.: A: 1/4in (6mm) C: 13/16in (20mm)	13/16in (20mm)
4150	1-7/8in (47mm) w. Body. Shackle Dim.: A: 9/32in (7mm) C: 1in (25mm)	15/16in (24mm)

**KEYING OPTIONS:** KA-Keyed Alike

**SHACKLE OPTIONS:** LF = 1-1/2in (38mm) – Lock Model 4130; LH = 2in (51mm) – Lock Model 4140; LJ = 2-1/2in (63mm) – Lock Model 4130, 4150



# KEY-IN-KNOB AND INTERCHANGEABLE CORE

## KEY-IN-KNOB AND INTERCHANGEABLE CORE PADLOCKS

- With your existing records, Master Lock can re-create and expand your current key system
- Cylinders may be ordered both separately, keyed up and ready to plug into your system or as part of a complete Master Lock door-key-compatible padlock assembly



### Key-In-Knob

- Use the same key that opens your door
- Padlock bodies accept the following OEM cylinders: Medeco® #20W20000 6-pin cylinder, Schlage® (6-pin Key-in-Knob), Assa® (65611), Lori® #1539, Schlage® Primus® and GMS® cylinders

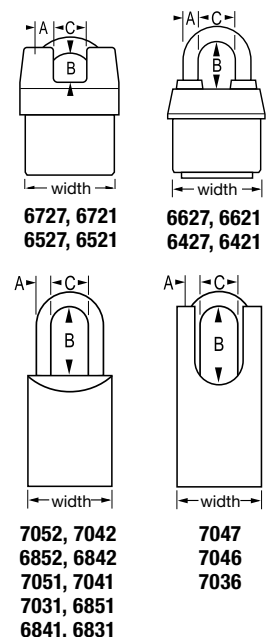
MASTER LOCK MODEL#	DESCRIPTION	VERTICAL SHACKLE CLEARANCE (B)
6727	2-5/8in (67mm) w. Solid Iron Shroud Body. Shackle Dim.: A: 7/16in (11mm) C: 7/8in (22mm)	3/4in (19mm)
6721	2-1/8in (54mm) w. Solid Iron Shroud Body. Shackle Dim.: A: 5/16in (8mm) C: 7/8in (22mm)	3/4in (19mm)
7052	2in (51mm) w. Solid Steel Body. Shackle Dim.: A: 3/8in (9mm) C: 29/32in (23mm)	1-1/2in (37mm)
7042	1-3/4in (44mm) w. Solid Steel Body. Shackle Dim.: A: 5/16in (8mm) C: 29/32in (23mm)	1-3/16in (30mm)
7047	2-1/8in (54mm) w. Solid Steel Shrouded Body. Shackle Dim.: A: 5/16in (8mm) C: 29/32in (23mm)	1-3/16in (30mm)
6627	2-5/8in (67mm) w. Weather Tough® Body. Shackle Dim.: A: 7/16in (11mm) C: 7/8in (22mm)	1-3/8in (35mm)
6621	2-1/8in (54mm) w. Weather Tough® Body. Shackle Dim.: A: 5/16in (8mm) C: 7/8in (22mm)	1-1/8in (29mm)
6852	2in (51mm) w. Solid Brass Body. Shackle Dim.: A: 3/8in (9mm) C: 29/32in (23mm)	1-1/2in (37mm)
6842	1-3/4in (44mm) w. Solid Brass Body. Shackle Dim.: A: 5/16in (8mm) C: 25/32in (20mm)	1-3/16in (30mm)



### Interchangeable Core

- Match your door security system – Accepts small format interchangeable core keyways from Best® and Arrow®
- Padlock bodies accept the following standard size OEM cores: Best®, Best® PKS®, Arrow®, Falcon®, Kaba®, Peaks®, KSP® and Lori®

MASTER LOCK MODEL#	DESCRIPTION	VERTICAL SHACKLE CLEARANCE (B)
6527	2-5/8in (67mm) w. Solid Iron Shroud Body. Shackle Dim.: A: 7/16in (11mm) C: 7/8in (22mm)	3/4in (19mm)
6521	2-1/8in (54mm) w. Solid Iron Shroud Body. Shackle Dim.: A: 5/16in (8mm) C: 7/8in (22mm)	3/4in (19mm)
7051	2in (51mm) w. Solid Steel Body. Shackle Dim.: A: 3/8in (9mm) C: 29/32in (23mm)	1-1/2in (37mm)
7041	1-3/4in (44mm) w. Solid Steel Body. Shackle Dim.: A: 5/16in (8mm) C: 29/32in (23mm)	1-3/16in (30mm)
7031	1-9/16in (40mm) w. Solid Steel Body. Shackle Dim.: A: 1/4in (8mm) C: 25/32in (20mm)	1-1/16in (27mm)
7046	1-3/4in (44mm) w. Shrouded Steel Body. Shackle Dim.: A: 5/16in (8mm) C: 29/32in (23mm)	1-3/16in (30mm)
7036	1-9/16in (40mm) w. Shrouded Steel Body. Shackle Dim.: A: 1/4in (8mm) C: 25/32in (20mm)	1-1/16in (27mm)
6427	2-5/8in (67mm) w. Weather Tough® Body. Shackle Dim.: A: 7/16in (11mm) C: 7/8in (22mm)	1-3/8in (35mm)
6421	2-1/8in (54mm) w. Weather Tough® Body. Shackle Dim.: A: 5/16in (8mm) C: 7/8in (22mm)	1-1/8in (29mm)
6851	2in (51mm) w. Solid Brass Body. Shackle Dim.: A: 3/8in (9mm) C: 29/32in (23mm)	1-1/2in (37mm)
6841	1-3/4in (44mm) w. Solid Brass Body. Shackle Dim.: A: 5/16in (8mm) C: 25/32in (20mm)	1-3/16in (30mm)
6831	1-9/16in (40mm) w. Solid Brass Body. Shackle Dim.: A: 1/4in (8mm) C: 25/32in (20mm)	1-1/16in (27mm)



**KEYING OPTIONS:** KD-Keyed Different (default option), KA-Keyed Alike, MK-Master Keyed, KAMK-Keyed Alike and Master Keyed

# MULTI-USER AND ELECTRONIC BUILT-INS

## MULTI-USER AND ELECTRONIC BUILT-IN LOCKER LOCKS

### Mechanical Multi-User

- Intuitive, easy-to-use design
- Set-your-own 3-digit combination
- Retains current combination until reset
- Sleek design with satin finish
- Designed for multiple users in a day for high customer turnover facilities
- Eliminates distribution, tracking and management of keys, combinations or locks
- Concealed mounting and rugged zinc case
- Override key allows quick supervisory access

MASTER LOCK MODEL #	DESCRIPTION
3630	Set-Your-Own combination lock – For standard lift handle lockers – manual deadbolt locking, right-hand hinged door – override key sold separately
3631	Set-Your-Own combination lock – For standard lift handle lockers – manual deadbolt locking, left-hand hinged door – override key sold separately
3670	Set-Your-Own combination lock – For lift handle, turn handle and single point latch/box horizontal latch lockers – manual deadbolt locking, right-hand or left-hand hinged door – Override Key sold separately

K3630	Supervisory override key
-------	--------------------------



[www.masterlock.com/multiuser](http://www.masterlock.com/multiuser)

### Electronic

- High-visibility display provides clear locker vacancy status
- Electronic deadbolt locking
- Long battery life with 1 CR123A lithium battery
- Sensors provide visual and audible jam alerts
- Unique backup master code simplifies facility manager access
- Supports single and multi-user modes
- Optional admin key for easy locker checks and settings changes
- ADA-compliant model with *Bluetooth*® enabled fob available

MASTER LOCK MODEL #	DESCRIPTION
3685	Electronic deadbolt locking for single point latch lockers; left- or right-hand hinges
3681	Electronic deadbolt locking for single point latch lockers; left- or right-hand hinges; comes with Bluetooth fob for ADA compliance
1566	Optional administration key



[www.masterlock.com/ell](http://www.masterlock.com/ell)





# MECHANICAL BUILT-INS



## MECHANICAL BUILT-IN LOCKER LOCKS

- Standard key control provides quick supervisory access
- End-user registration assures key system integrity
- Control charts simplify administration (combination locks)
- Colored metal dials available on some models

### Wrap-Around-Latch™ Built-In Combination and Key Operated Locks

- Uses the same technology as an automotive door lock system, utilizing slam shut operation combined with a rotating latch that wraps around the latch plate
- Designed for single point latch lockers
- Provides the most robust design and requires the least adjustment for proper operation


MASTER LOCK MODEL #	DESCRIPTION
1690	Automatic deadbolt locking for single point latch lockers. For doors with door hinges on the right.
1790	High Security Cylinder and Manual Deadbolt Locking
CNTLKEYBI	Control Key



### Built-In Combination Locks

- For lift handle, turn handle, single point latch and box lockers
- Concealed mounting and rugged steel case deter vandalism
- Longer, useful life with five different combinations which are easily changed for new students or employees to maintain security
- 3-digit combination is easy to dial


MASTER LOCK MODEL #	DESCRIPTION
<b>Automatic Deadbolt Locking Mechanism for Lift Handle Lockers</b>	
1630	For Lockers with Door Hinges on Right
1631	For Lockers with Door Hinges on Left
<b>Automatic Springbolt Locking Mechanism for Single Point Latch Lockers</b>	
1652	For Lockers with Door Hinges on Right
1653	For Lockers with Door Hinges on Left
<b>Automatic Springbolt Locking Mechanism for Box Type Lockers</b>	
1654	For Lockers with Door Hinges on Right
1655	For Lockers with Door Hinges on Left
<b>Manual Deadbolt Locking Mechanism for All Types of Lockers</b>	
1670	For Lockers with Door Hinges on Right
1671	For Lockers with Door Hinges on Left
CNTLKEYBI	Control Key



### All-Purpose Key Operated Locks

- Built-in locks for all locker applications
- High-security, 5-pin tumbler cylinder for superior pick resistance
- Concealed mounting and rugged steel case deter vandalism
- Each model fits both left handed and right handed doors
- Appropriate for lockers with multiple users who are assigned access for short time periods
- Two keys provided for each lock

MASTER LOCK MODEL #	DESCRIPTION
1710	High Security Cylinder and Manual Locking Deadbolt
1714	High Security Cylinder and Automatic Locking Springbolt
<b>KEYING OPTIONS:</b>	KA-Keyed Alike, MK-Master Keyed, GK-Group Keyed



ADA Compliant options available.  
Visit our website for details: [www.masterlock.com/ada](http://www.masterlock.com/ada)

## PORTABLE LOCKER LOCKS

### Combination Security

- World's best-selling combination lock
  - Reinforced stainless-steel outer case
  - Hardened steel shackle for cut and saw resistance
  - BlockGuard® Anti-Shim Technology deters shimming
  - Available in numerical or letter combinations
- High-security combination lock
  - Double armored stainless-steel case
  - Dual-ball locking and boron-alloy shackle for superior pull, pry, rap and cut resistance
- 1525, 1585 and 2010 have key control override for supervisory access (key ordered separately)



MASTER LOCK MODEL #	DESCRIPTION	VERTICAL SHACKLE CLEARANCE (B)
1500, 1573	1-7/8in (48mm) w. Stainless Steel Body. Shackle Dim.: A: 9/32in (7mm) C: 13/16in (21mm)	3/4in (19mm)
1502, 1572	1-7/8in (48mm) w. Stainless Steel Body. Shackle Dim.: A: 9/32in (7mm) C: 13/16in (21mm) Control Chart Included.	3/4in (19mm)
1525, 1585	1-7/8in (48mm) w. Stainless Steel Body. Shackle Dim.: A: 9/32in (7mm) C: 13/16in (21mm) Control Chart Included.	3/4in (19mm)
2001	2-3/16in (55mm) w. High Security. Shackle Dim.: A: 5/16in (8mm) C: 15/16in (24mm)	1in (25mm)
2002	2-3/16in (55mm) w. High Security. Shackle Dim.: A: 5/16in (8mm) C: 15/16in (24mm) Control Chart Included.	1in (25mm)
2010	2-3/16in (55mm) w. High Security. Shackle Dim.: A: 5/16in (8mm) C: 15/16in (24mm) Extra Length Shackle, Control Chart Included.	1in (25mm)

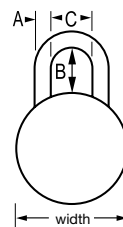
<b>CNTLKEY</b>	Control Key for 1525, 1585 and 2010	n/a
----------------	-------------------------------------	-----

<b>SHACKLE OPTIONS:</b>	LF = 1-1/2in (38mm) – Lock Model 1500, 1502, 1525, 1585, 1572, 1573 LH = 2in (51mm) – Lock Model 1500, 1502, 1525, 1585, 1572 S = 1/2in (13mm) – Lock Model 2002, 2010
-------------------------	--

<b>KEYING OPTIONS:</b>	KA-Combination Alike – Lock Model 1500, 1502, 1525, 2002, 2010
------------------------	--

<b>COLOR OPTIONS:</b>	<p>Available in 7 colors. Add desired color suffix: BLU, GRN, ORJ, PRP, RED, GRY, GLD</p>
-----------------------	---

Models 1502, 1525, 1572, 1585, 2002 and 2010 are charted products.



# SAFETY LOCKOUT

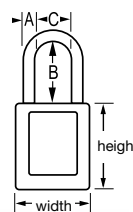
## SAFETY LOCKOUT PRODUCTS

### Zenex™ Thermoplastic Safety Padlocks

- Designed by safety directors specifically for OSHA lockout compliance
- Durable, lightweight, non-conductive thermoplastic lock body is easy to carry
- Customize onsite with permanent, write-on “Danger” and “Property of” labels
- High-security, reserved-for-safety cylinder – up to 100,000 key changes
- Compliance with OSHA “one employee, one lock, one key” directive
- Laser engraving service available for an additional charge
- Key retaining – ensures that padlocks are not left unlocked (except model S33)



MASTER LOCK MODEL#	DESCRIPTION	VERTICAL SHACKLE CLEARANCE (B)
406	1-1/2in (38mm) w., 1-3/4in (44mm) Tall Body. Nylon Shackle Dim.: A: 1/4in (6mm) C: 25/32in (20mm)	1-1/2in (38mm)
410	1-1/2in (38mm) w., 1-3/4in (44mm) Tall Body. Shackle Dim.: A: 1/4in (6mm) C: 25/32in (20mm)	1-1/2in (38mm)
411	1-1/2in (38mm) w., 3in (72mm) Tall Body. Shackle Dim.: A: 1/4in (6mm) C: 25/32in (20mm)	1-1/2in (38mm)
0411-5705	Six #411 Laminated Photo I.D. Labels	n/a
S31	1-3/8in (35mm) w., 1-7/8in (48mm) Tall Body. Shackle Dim.: A: 3/16in (5mm) C: 5/8in (16mm)	1-1/2in (38mm)
S33	1-3/8in (35mm) w., 1-7/8in (48mm) Tall Body. Shackle Dim.: A: 3/16in (5mm) C: 5/8in (16mm)	1-1/2in (38mm)
S142	Photo ID labels - 406, 410, S31, S33	n/a
<b>SHACKLE OPTIONS:</b>	LT = 3in (72mm) – Lock Model 410, 411, S31, S33	
<b>COLOR OPTIONS:</b>	Add Desired Color Suffix: RED, ORJ, YLW, GRN, BLU, TEAL, PRP, BLK, WHT (S31 and S33 only)	



S31RED



S142



411



406



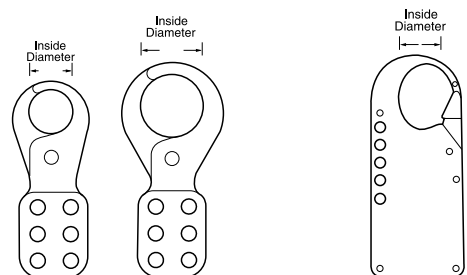
410

Personalize 411 Safety Padlocks with an employee photo. #0411-5705 contains six Photo I.D. labels for 411. Key charting available, see page 5.

### Safety Lockout Hasps

- Lockout by up to six workers at each lockout point
- Keep equipment inoperative while repairs or adjustments are made
- Attach device to energy disconnect switch
- Traditional, scissor-action hasps
  - Available in two jaw diameters to fit all applications
  - Durable heavy-gauge steel construction
  - Insulated with bright vinyl coating
- Snap-on hasp
  - Quick, one-handed attachment to energy switches and controls
  - Aluminum and stainless steel construction
  - Write-on, erase-off labels included for worker identification

MASTER LOCK MODEL#	DESCRIPTION
420	1in (25mm) Inside Diameter, Scissor Hasp
421	1-1/2in (38mm) Inside Diameter, Scissor Hasp
427	1-3/8in (35mm) Inside Diameter, Snap-on Hasp



420

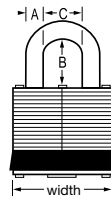


427

# SAFETY LOCKOUT

## Laminated Steel Safety Padlocks

- Reinforced laminated steel construction
- Ideal when locks may be subjected to physical abuse
- Six bumper colors for segmentation by department, etc.
- 1,400 key changes available



MASTER LOCK MODEL#	DESCRIPTION	VERTICAL SHACKLE CLEARANCE (B)
3	1-9/16in (40mm) w. Body. Shackle; Dim.: A: 9/32in (7mm) C: 5/8in (16mm)	3/4in (19mm)
<b>SHACKLE OPTIONS:</b>	LF = 1-1/2in (38mm); LH = 2in (51mm)	
<b>COLOR OPTIONS:</b>	Add Desired Color Suffix: RED, YLW, BLU, WHT, GRN, BLK	



3

## Key Charting Services Available on All Safety Padlock Models

Large users of padlocks may wish to track key codes used in their facility to ensure no key is duplicated. See page 5 for details.

## Other Master Lock Safety Lockout Products

For more information on the most innovative safety products available, please see the Master Lock safety product catalog (7000-0193) or visit:

[www.masterlock.com/business-use/safety-solutions](http://www.masterlock.com/business-use/safety-solutions)



S856



480 – 485



491B/493B



S3068

# FLEXIBLE SECURITY

## FLEXIBLE SECURITY PRODUCTS

### Python™ Adjustable Locking Cable

- Patented cinch-locking mechanism holds the cable tight for infinite locking positions
- Weather-tough aluminum-alloy body, cylinder shutter and vinyl-coated cable resist rust and operate in extreme conditions
- Keyed alike convenience with the removable, rekeyable cylinder — key to other Python™ locking cables, Master Lock padlocks or systems with the W1 cylinder
- Increased pick resistance with the patented, modified wafer cylinder
- Cut-resistant, 3/8in (10mm) 100% steel, braided cable
- Interchangeable cables in 4ft (1.2m) to 30ft (9.1m) for application flexibility
- Order any cable length from 2ft to 30ft in 1-foot increments



MASTER LOCK MODEL #	DESCRIPTION
8418	Python™ Adjustable Locking Cable
8413CBLN	Length of Cable (N= 2 feet through 30 feet, increments of 1 foot) Ex. CBL2 - CBL30
<b>KEYING OPTIONS:</b>	KD-Keyed Different and KA-Keyed Alike

### Cables, Cable Locks & Chains

- Keep trailers, generators, power tools and ladders securely locked
- All cables feature vinyl-coated braided-steel wires for strength with flexibility
- High-security chain with nylon sleeves protects high-value property

MASTER LOCK MODEL #	DESCRIPTION
<b>Cable Locks</b>	
8119DPF	3/8in (10mm) Diameter, 5ft (1.5m) Long Resettable Combination Cable Lock
8154DPF	3/8in (10mm) Diameter, 6ft (1.8m) Long Integrated Keyed Cable Lock
<b>Braided Security Cables</b>	
72DPF	3/8in (10mm) Diameter, 15ft (4.6m) Long Braided Steel Cable w/Loops
78DPF	3/8in (10mm) Diameter, 6ft (1.8m) Long Braided Steel Cable w/Loops
85DPF	3/8in (10mm) Diameter, 4ft (1.2m) Long Braided Steel Cable w/Loops
<b>Chains</b>	
8291DPS	3/8in (10mm) Diameter, 3ft (91cm) Long Hardened Steel Chain



### U-Locks

- Provide maximum protection against prying, cutting and sawing
- Double locking shackles for maximum pry resistance
- 7-pin tumbler for extreme pick resistance

MASTER LOCK MODEL #	DESCRIPTION
8118DPF	3-11/16in (9cm) w. Vinyl-Coated U-Lock; Works Great With Looped Cables
8174DLWPF	8-1/4in (21cm) w. Vinyl-Coated U-Lock



## HASPS

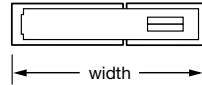
### Commercial-Grade

- Solid steel body resists cutting, hammering and prying
- Hardened alloy locking eye withstands bolt cutters
- Hardened hinge pins

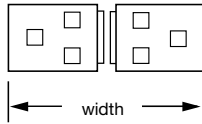
### Standard Security

- Ribbed steel body with rolled edges protects against prying
- Tamper-proof hinge protects against forcible attacks
- Hardened steel locking eye resists cutting

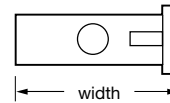
MASTER LOCK MODEL #	DESCRIPTION	ACCEPTS SHACKLE DIA. UP TO:
730	7-1/4in (18cm) Straight Bar	7/16in (11mm)
731	90° Angle Bracket, Hasp Length: 5-3/16in (13cm)	
732	90° Angle Bar, Hasp Length: 4-3/4in (12cm)	
720DPF	6-1/4in (16cm) Single-Hinge	
722DPF	7-3/4in (20cm) Double-Hinge	
770	9in (23mm) w. x 4-1/2in (11.4cm) High Solid Steel Hasp. Use With 6270 and 6271 Locks	n/a



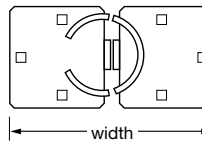
730



731

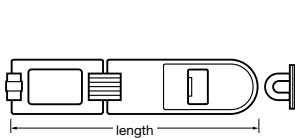


732



770

See page 9 for 6271 hidden shackle padlock used with 770 hasp.



720DPF



722DPF



# FLEET SECURITY

## FLEET SECURITY PRODUCTS

- Prevent theft and deter break-ins
- Steering wheel lock (no. 252) adjusts to fit all wheel types
- Protect unattended trailers with (no. 377) universal coupler lock – one-size-fits-all design securely encloses coupler socket



MASTER LOCK MODEL #	DESCRIPTION
<b>Steering Wheel Locks</b>	
252DAT	Advanced Security Steering Wheel Lock; Quad Hook
<b>Coupler Locks</b>	
377DAT	Universal Coupler Lock
2847DAT	Adjustable Coupler Latch Lock; 6 locking positions from 9/16in (14mm) to 2-3/4in (56 mm)
37D	1-9/16in (40mm) Armored Coupler/Trigger Lock
605DAT	2in (51mm) Solid Brass Coupler/Trigger Lock
1471DAT	Coupler Latch Lock; 9/32in (7mm) Diameter x 3-1/2in (85mm) Long Shackle; Fits Surge-Brake and UFP Brand Coupler Latches
1475DAT	Coupler Latch Lock; 9/32in (7mm) Diameter x 7/8in (22mm) Long Shackle; Fits Surge-Brake and UFP Brand Coupler Latches
2999DAT	5/8in Chrome Plated Swivel Head, King Pin Coupler Lock
<b>Receiver Locks &amp; Pins</b>	
2866DAT	Receiver Lock; Fits both 1/2in (13mm) and 5/8in (16mm) Receiver Holes; Class I/II for 1/2in Pin and Class III/IV for 5/8in Pin
2848DAT	Receiver and Latch Lock; Stainless Steel Nos. 2847DAT and 2866DAT
1479DAT	Receiver Lock; 5/8in (16mm) Diameter x 2-1/2in (63mm) Long Shackle
1480DAT	Stainless Steel Receiver Lock; Removable Stainless Steel Shackle Sleeve; Fits Both 5/8in (16mm) and 1/2in (13mm) Receiver Holes
370DAT	Class II 1/2in (13mm) Diameter Hitch Pin and Clip
371DAT	Class III/IV 5/8in (16mm) Diameter Hitch Pin and Clip
<b>Semi-Trailer Lock</b>	
387	Keyed Different; High Security King Pin Lock
387KA	Keyed Alike; High Security King Pin Lock
<b>Spare Tire &amp; Lug Nut Locks</b>	
613DAT	6ft (1.8m) Self-Coiling Steel Cable & No. 311 Weather Tough Steel Lock
614DAT	6ft (1.8m) Self-Coiling Steel Cable & No. 141 Covered Brass Padlock
262DAT	Spare Tire Lock, Lug Nut Style



# KEY SECURITY AND SPECIALTY

## KEY SECURITY AND SPECIALTY PRODUCTS

### Key Security

Portable key storage products provide additional peace of mind with secured storage of highly valuable items. Portable key storage locks feature a set-your-own combination and a large internal cavity to prevent jamming. Both over-the-door-knob and wall-mount options are available to fit any need and application. Portable mini key safes feature a cable lanyard for the option to attach to a fixed object.

MASTER LOCK MODEL #	DESCRIPTION
5400D	3-1/4in (83mm) wide; portable set-your-own combination lock
5401D	3-1/4in (83mm) wide; wall-mounted set-your-own combination lock
5420D	2-7/8in (72mm) wide; portable universal lock box
5422D	Push button portable lock box
5423D	Push button wall mount lock box
5424D	Combination light up dial portable lock box
5425D	Combination light up dial wall mount lock box



### Specialty Locks

Single post and discus-style locks are ideal for valves, vending machines and self-storage facilities

MASTER LOCK MODEL #	DESCRIPTION
40DPF	Keyed Different
443LE	Keyed Different 7/8in (22mm) Post
<b>KEYING OPTIONS:</b>	KD-Keyed Different (default option), KA-Keyed Alike











## [masterlock.com/business-use](https://www.masterlock.com/business-use)

Visit [masterlock.com/business-use](https://www.masterlock.com/business-use) for more product information and resources on our full line of commercial security products.

**More at [www.masterlock.com](http://www.masterlock.com)**



[www.masterlock.com](http://www.masterlock.com)

Master Lock Company LLC, Milwaukee, WI 53210 U.S.A. | 800-308-9244  
Master Lock Canada, Mississauga, Ontario L5L 5Z9 Canada | 800-227-9599  
© 2019 Master Lock Company LLC | All Rights Reserved

**Master  
Lock®**